


# Eucharistic Miracle of LEGNICA

POLAND, 2013

1

In St. Hyacinth's church in Legnica, during Holy Mass, on December 25, 2013, a Host accidentally fell on the ground, during the distribution of Communion. It was immediately placed in a container with water and closed in the tabernacle as required by code of Canon Law. A few days later, a red spot appeared on Its surface. The Bishop of Legnica at the time, Stefan Cichy, decided to establish a commission for a scientific analysis. The results were surprising, and confirmed that It had similarities to "human heart muscle with alterations that often appear during the agony".



On December 25, 2013, the priest who distributed Communion accidentally dropped a Host from a ciborium. The priest picked It up and put It in a container with water and placed It in the tabernacle.



On April 10, 2016, the Bishop Zbigniew Kiernikowski officially announced to the faithful the results of the analysis of the Eucharistic miracle which took place in Legnica in 2013



The Original press release



Doctor and cardiologist Professor Barbara Engel, who was one of the scientists involved in the scientific analysis, said during the press conference: "The material was analyzed using UV rays with an orange filter and the results were univocal. We have identified myocardial fibres, typical of myocardial tissue with alterations that often appear during the agony."



Photo showing the sample being collected from the Host



In St. Hyacinth's church in Legnica, during Holy Mass, on December 25, 2013, a Host accidentally fell on the ground, during the distribution of Communion. It was immediately placed in a container with water and closed in the tabernacle. St. Hyacinth's priest, Father Andrzej Ziombra, said that on January 4th, along with other priests, he went to see if the consecrated Host had dissolved in the water after nearly two weeks: "Immediately we noticed that the Host had not dissolved, and that a red spot covering a fifth of Its surface appeared. We decided to inform the Bishop, who established a special theological scientific commission to analyze the event. We noticed that over time the stain on the Host changed color from deep red to red brown (...). The sample was taken directly by the scientists on 26 January 2014. For the priests the miracle

was evident. The commission checked if It was some fungus, mold or another external agent (...). The Wrocław Forensic Medicine Institute immediately excluded the presence of bacteria or fungi as a cause for the Host turning red. A second histopathological analysis pointed out that some fragments seemed to belong to myocardial tissue. An additional opinion was sought using the same samples at the Institute of Forensic Medicine in Szczecin without specifying where the samples came from. The Institute used a different analysis method. After the analysis, The Pomeranian Medical University's Department of Histopathology in Szczecin announced that "tissue fragments containing fragmented parts of cross-striated muscle" was found in the histopathological image. This is similar to "human heart muscle with alterations that often appear

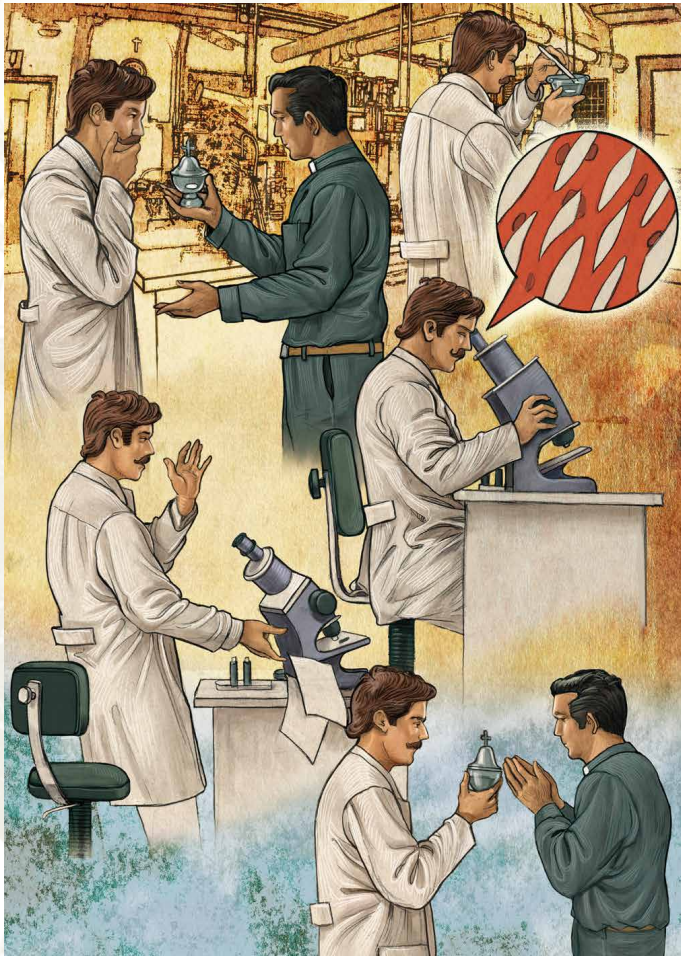
during the agony. We have not tested the blood found on the Host, we only know that human DNA was found." The results of the analysis were presented to the Vatican's Congregation for the Doctrine of the Faith, which recognised the supernatural nature of the event. It is striking that the examination results were similar to those of the Lanciano Eucharistic Miracle of 700 A.D. and other Miracles that occurred recently such as Sokolka in 2008, in Poland, Tixtla in 2006 in Mexico, and Buenos Aires, in Argentina in 1996. On April 17, 2016, following the instructions received by the Holy See, Monsignor Zbigniew Kiernikowski, the new Bishop of Legnica, announced during Mass that the parish priest Fr Andrzej Ziombra should "prepare a suitable place for the exhibition of the precious relic, so that the faithful can express their adoration properly".



# Eucharistic Miracle of LEGNICA

POLAND, 2013

2




Interior of the Church



Facade of the Church where the miracle took place



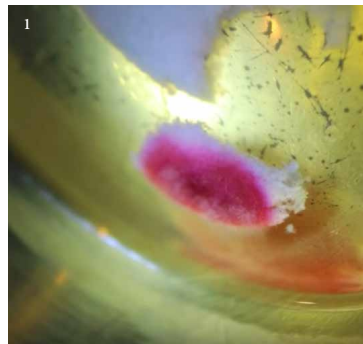
On January 5, 2014, the priests noticed a stain on the Host, which was immersed in the water. Similar to a bloodstain. The Bishop of Legnica, Monsignor Stefan Cichy, was immediately informed. He established a scientific commission to analyse the event



Professor Barbara Engel, after analyzing the sample, said: "The scientists' conclusion is that it is human myocardial tissue."



The fact that the Legnica miracle happened in a church dedicated to St. Hyacinth (1185-1257) is significant. St Hyacinth was a Dominican saint who was devoted to the Eucharist and who also experienced a Eucharist Miracle. When the fierce Mongolian troops had reached the outskirts of Kiev, St. Hyacinth took the ciborium containing the consecrated Hosts and was taking them to safety. He arrived at the back of the church and heard a voice coming from the Madonna statue near the altar calling him, "Hyacinth, Hyacinth. I see you're rescuing my Son, but you will not want to leave His mother in the hands of the desecrating barbarians?" He apologised saying it was impossible for him to lift such a heavy weight, but Our Lady replied: "If you had a little more faith and love for me, it would be easy for you to carry this burden." "I do not want anything but to love you and trust in you," said St. Hyacinth. Immediately the statue became as light as a feather and St. Hyacinth, accompanied by his fellow friars, miraculously crossed the wide river Dnieper and went unnoticed amid the Mongolian troops.



Detail of the stained Host

